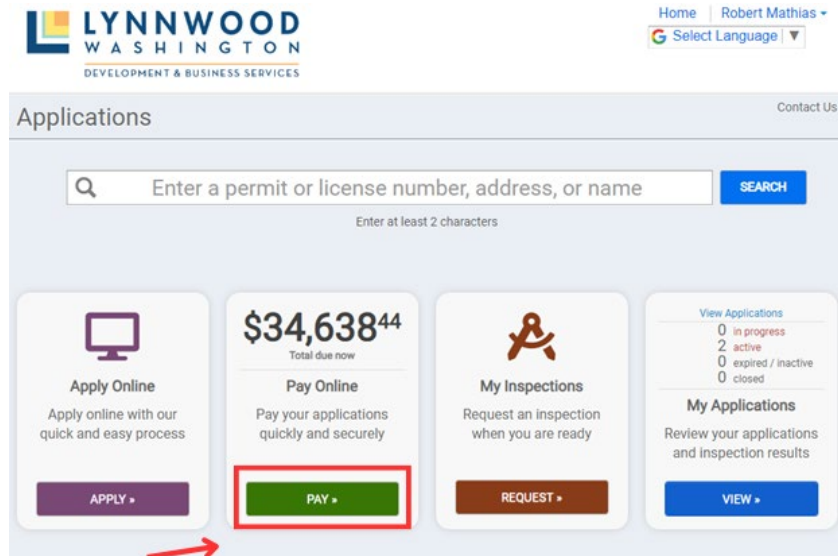


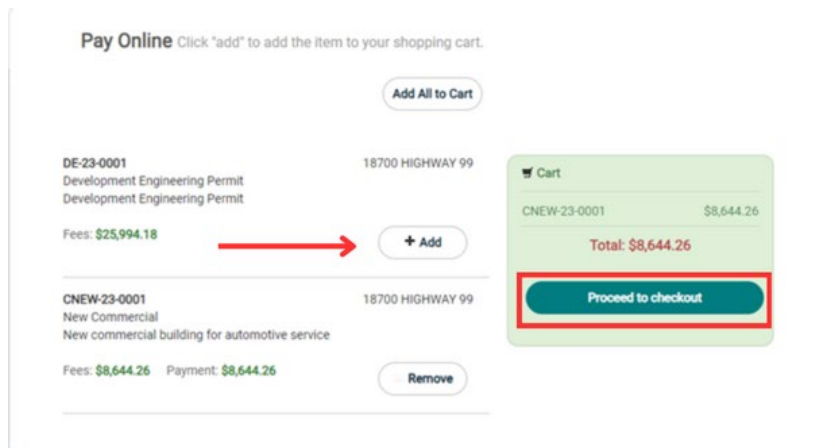
All fees are required to be fully paid prior to a permit being issued.

From the Main Page

1. Click the green **Pay** button.



2. Select the permit you want to pay for by clicking the **Add** button.
3. Select **Proceed to Checkout**.




4. Review your payment. Click **Edit Invoice** to return to your cart and make any changes.
5. Click **Proceed to Checkout** to input payment details and finalize your payment.

Review your invoice

Item Number	Total Amount Due	Payment
CNEW-23-0001	\$436,839.36	\$8,644.26
Total:	\$436,839.36	\$8,644.26

[edit invoice](#)



- Enter your payment information and click **Make Payment**.

BILLING INFORMATION

Time left: 9 minutes, and 44 seconds

(Must match the billing address for your credit card)

Name:

Address:

Address:

City:






State / Zip: /

Phone:


Email:

Amount Due:

PAYMENT INFORMATION

Payment Method:

I'm not a robot 

Powered by [Bridgepay Network Solutions](#)

From the Permit Application

- From the permit application click **Pay Online**.

New Commercial

Building Permits

Reference Number: REFERENCE-23-0003

Permit Number: CNEW-23-0001 Routed for Review

Options ▾

Current Fees

\$8,644²⁶

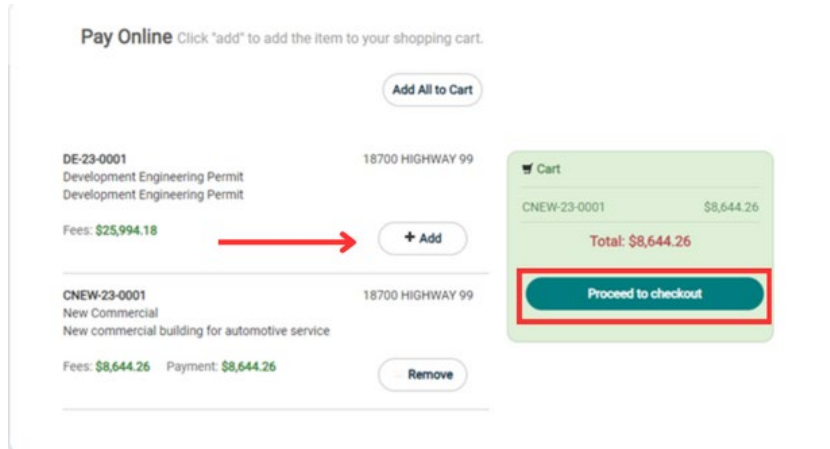
PAY ONLINE

Additional fees may be required

Please complete the following information to submit your permit application.

- Select the permit you want to pay for by clicking the **Add** button.

3. Select **Proceed to Checkout**.




4. Review your payment. Click **Edit Invoice** to return to your cart and make any changes.

5. Click **Proceed to Checkout** to input payment details and finalize your payment.

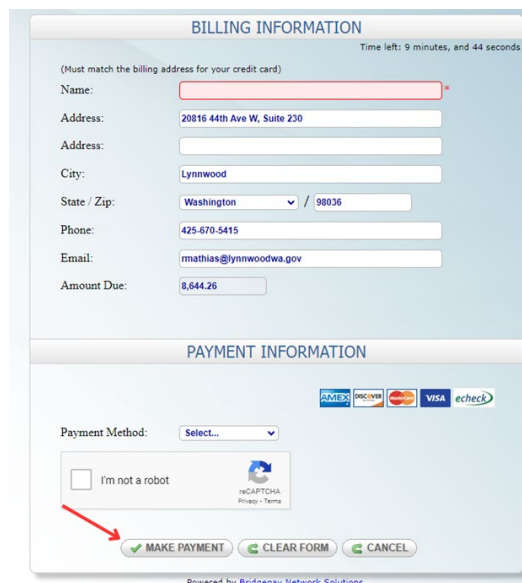
Review your invoice

Item Number	Total Amount Due	Payment
CNEW-23-0001	\$436,839.36	\$8,644.26
Total:	\$436,839.36	\$8,644.26

[edit invoice](#)



6. Enter your payment information and click **Make Payment**.



The screenshot shows a 'BILLING INFORMATION' form with fields for Name, Address, City, State/Zip, Phone, Email, and Amount Due. Below it is the 'PAYMENT INFORMATION' section with a 'Payment Method' dropdown, a reCAPTCHA checkbox, and 'MAKE PAYMENT', 'CLEAR FORM', and 'CANCEL' buttons. A red arrow points to the 'MAKE PAYMENT' button. The form is powered by Bridgegov Network Solutions.